

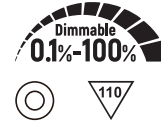
PUP40A-1WMC-850

Summary

PUP40A-1WMC-850 is a constant current output mode LED driver. The output and dimming circuit are also completely in accordance with the new regulations with isolation to ensure the users and luminaire system during installation.

Product Features

- Single channel output, output current level selectable by DIP S.W.
- Support 3-in-1 dimming mode:0/1-10V active signal, adjustable resistance, PWM(A model)
- Input voltage of 120VAC ~ 277VAC
- Dimming range: 0.1-100%, Dimming effect smooth, no flicker
- Protections: Short circuit, Over load, Over voltage
- Suitable for indoor LED lighting application



Application

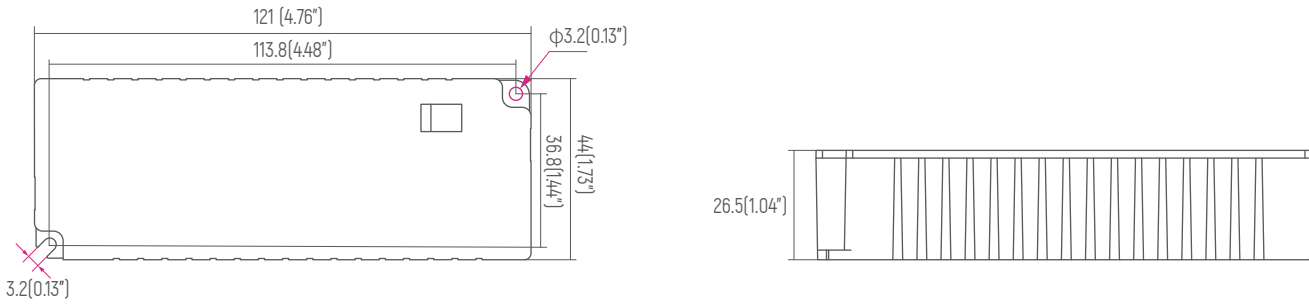


Technical Parameters

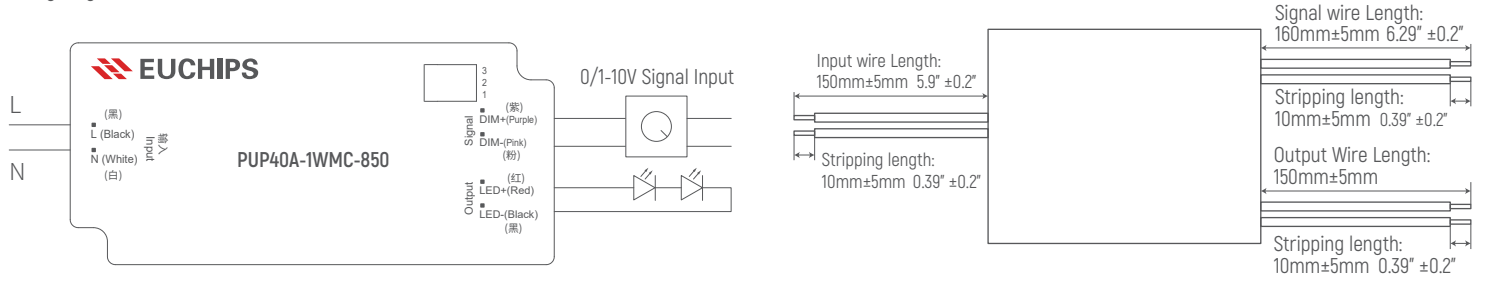
Model		PUP40A-1WMC-850			
Input	Voltage	120VAC-277VAC			
	Frequency	50/60Hz			
	Efficiency	>87%@120VAC, Full load			
	PF	≥0.99@120VAC, Full load			
	THD(full load)	<10%@120VAC, Full load			
	Current	0.6Amax@120VAC			
	Inrush Current	Cold start,30A@120VAC			
	Standby Power	<1W			
Output	Current/Voltage/Power	500mA/9-48V/24W 550mA/9-48V/26.5W	600mA/9-48V/28.8W 650mA/9-48V/31.2W	700mA/9-48V/33.6W 750mA/9-48V/36W	800mA/9-48V/38.4W 850mA/9-47V/39.95W
	Channel	1			
	No load output voltage	58V Max			
	Frequency	1KHz Min PWM			
	Current Accuracy	±5%			
	LF current ripple(<120Hz)	<3%			
Protection	Over Voltage	Hiccup, recovers after fault condition is removed			
	Over load	Hiccup, recovers after fault condition is removed			
	Short circuit	Close output, recovers automatically after fault removed			
Safety & EMC	Surge	L-N:1KV			
	Withstand Voltage	I/P-O/P: 3000VAC/1min/5mA; I/P-Gnd: 1500VAC/1min/5mA; O/P-Gnd: 500VAC/1min/5m			
	Safety standards	UL8750/UL1310/CSA25013,CSA class P			
	EMI Eission	EN55015,EN61000-3-2 Class C,IEC61000-3-3			
	EMC Immunity	FCC class B(120V)/class A(277V)			
Function	Dimming type	0-10V(Type A)			
	Dimming range	0.1%-100% Dimming to off			
Others	Dimension	121*44*26.5mm[4.76*1.73*1.04 Inch](L*W*H)			
	Pack Information	Net weight: 156g(0.34 lb)±5%/PCS; 50PCS/Carton; 8.3kg (18.29 lb)±5%/Carton; Carton Size:286x239x194mm (11.25*9.4*7.63)(L*W*H)			
	IP rating	IP20			
	Working temp.	-20°C-50°C(-4°F-122°F)			
	tc	90°C (194°F)			
	Relative humidity	20-90% RH			
	Lifetime	50,000h@tc:85°C(185°F)			
	Material	PC			
Switch cycle	>25,000 times				

Remark: Use only within an enclosure

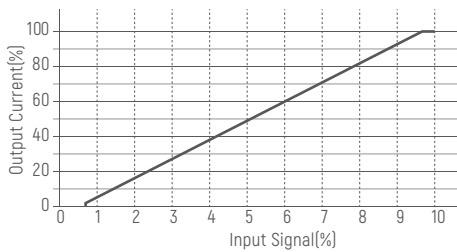
Dimension mm (Inch)



Wiring Diagram



Dimming Curve



Current Selection Table

PUP40A-1WMC-850 is a multi-current dimming driver, output current level selectable by DIP S.W., as the following:

ON	OFF	1	2	3	4	5	6	7	8	9	10	11	12	13	14	15	16	17	18	19	20	
		500mA	550mA	600mA	650mA	700mA	750mA	800mA	850mA													
		9-48V	9-48V	9-48V	9-48V	9-48V	9-48V	9-48V	9-47V													

Remark: Function default setting is: 500mA (@switch are all OFF state)

Type HL • Class P • Output type-CC

Dry and Damp location • Class 2

Ground enclosure in installation

For Connections Use Wire Rated for at Least 90 °C (194°F)

Wired control Circuits Isolated, Use only within an enclosure

More than one power supply present

Caution/prudence

Keep away from heat flammable materials
 Install properly for better heat dissipation
 Please do not touch during operation
 Tenir à l'écart des matériaux inflammables sous forme de chaleur
 Installer correctement pour une meilleure dissipation de la chaleur
 S'il vous plaît ne pas toucher pendant le fonctionnement

Cautions

- 1.This product should be installed by qualified personnel.
- 2.This product is non waterproof, need to avoid sun and rain.In case of outdoor use, please ensure it is mounted in a water proof enclosure.
- 3.Good heat dissipation conditions extend product life.Please install the product in a well-ventilated environment.
- 4.Please make sure LED power supply output voltage, current is used to meet the product requirements.
- 5.Please ensure that adequate sized cable is used from the controller to the LED lights to carry the current. Please also ensure that the cable is secured tightly in the connector.
- 6.Due to safety concerns, PVC or rubber cord of 0.75-2.5mm² is recommended for input and output terminal(s) (excluding signal terminals). Flat power cord is not suitable.Ensure all wire connections and polarities are correct before applying power to avoid any damages to the LED lights.
- 7.In case of malfunction, do not repair it yourself.