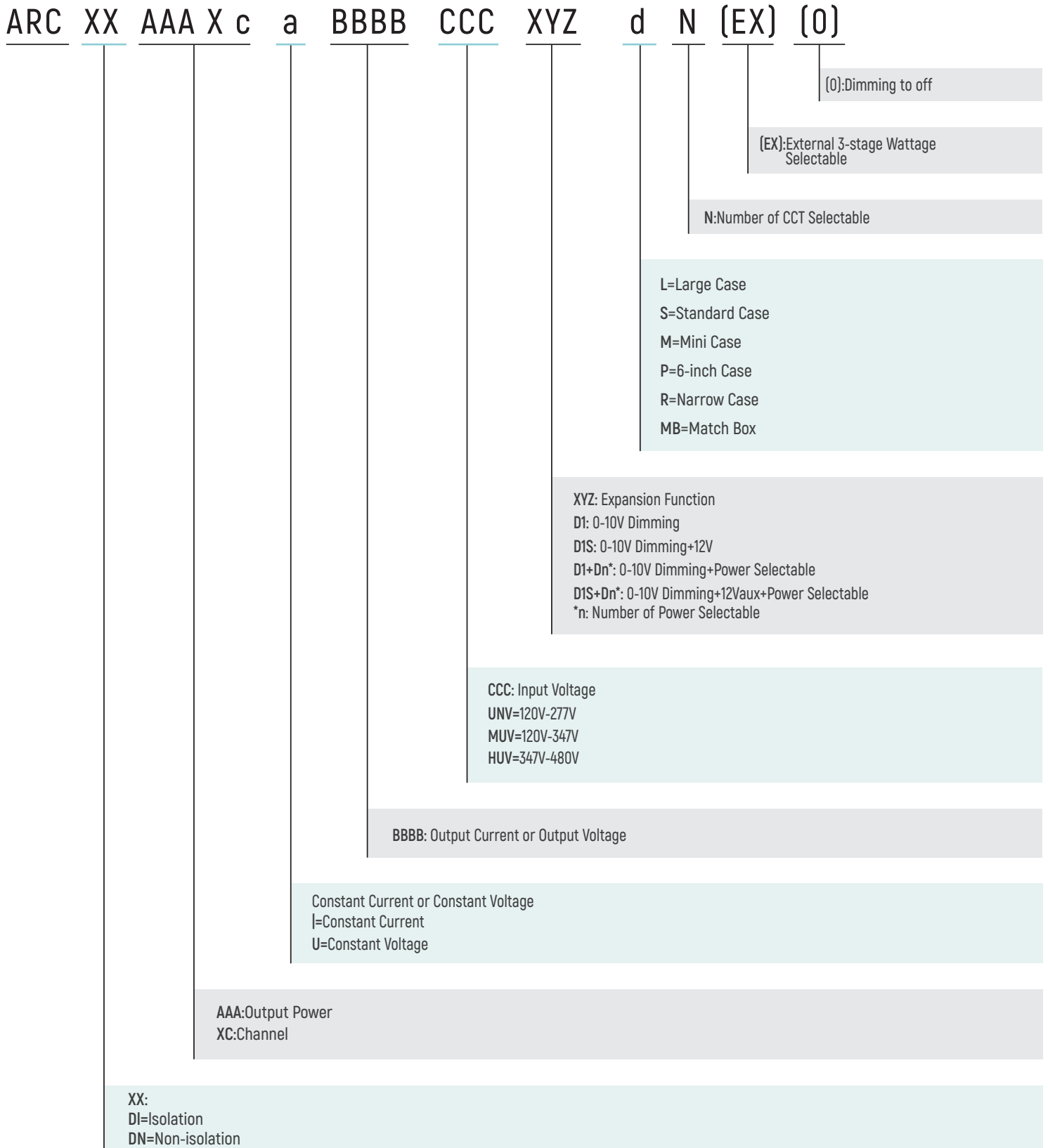


0-10V Dimming Drivers

ARC Series Model name explanation



ARC DI 60-96 W S Series

Features

- Supply Voltage 108-382Vac
- Great Surge Immunity 2.5k(ringwave)
- 50000Hour Life @ Tc=90 °C
- 5Year Warranty@Tc<=90 °C
- ±5% Output Current Accuracy
- 0-10V/DIP Dimmable
- UL Class P, Class 2
- Safety according to UL8750 & UL 1310



Application:

- Indoor lights

Certificate



Model No.	Input Voltage (VAC)	Input Current (A)	PF	Output Voltage (VDC)	MAX Output power (W)	MAX Iout(mA)	Eff(Max)	Life at Tc 90°C(h)
ARC-DI-96I3000-UNV-DI-S	120-277	1.10(Max)	0.90	24-32	96	3000	88%	50000
ARC-DI-96I1200-UNV-DI-S(EX)	120-277	1.10(Max)	0.90	24-32	96	3000	88%	50000
ARC-DI-96I3000-UNV-DI+D3-S	120-277	1.10(Max)	0.90	24-32	96	3000	88%	50000
ARC-DI-96I3000-UNV-DIS-S	120-277	1.10(Max)	0.90	24-32	96	3000	88%	50000
ARC-DI-96I1200-UNV-DIS-S(EX)	120-277	1.10(Max)	0.90	24-32	96	3000	88%	50000
ARC-DI-96I3000-UNV-DIS+D3-S	120-277	1.10(Max)	0.90	24-32	96	3000	88%	50000
ARC-XX-AAIBBBB-CCC-XYZ-s	CCC	0.22-1.10	0.90	24-50	60-96AA	1200-3000 BBBB	88%	50000

Optional List:

XYZ=	0-10V	DIP	12Vaux	Dim-off	CCC=	120-277V	120-347V	XX=	N	(EX)	Isolation	Non-isolation
N					UNV	✓		DI		✓	✓	
D1	✓			✓	MUV		✓	DN		✓		
D1S	✓		✓	✓						✓		
D1+D3	✓	✓		✓								
D1S+D3	✓	✓	✓	✓								

Application and Performance Specification Information Subject to Change without Notification

Technical Parameters

THD	<20%@70-100%load, refer to THD vs. Load curve
Inrush Current	50A peak, 1.2ms duration, <0.25A2s@120Vac, Cold Start
Surge Protection	L-N 2.5KV L/N-PE 2.5KV The RING WAVE is IEC61000-4-12
Leakage Current	0.75mA max @277Vac 60Hz, UL8750
Current Accuracy	±5%lo
Ripple Current	Ip-p:8%Io max
Setup Time	0.75s max
Short Circuit	Auto recovery. The output recovers when short is removed.
EMC	FCC Part 15 Class A
Operating Temperature	-20 C ~+55 C ; 10%RH ~100%RH
Storage Temperature	-40 C ~+85 C ; 5%RH ~100%RH
MTBF	≥320,000 hours, 75 C case temperature (MIL-HDBK-217F)
Case Temperature	90 C max, marked in the Tc point of label

Dimension(mm)

Metal case

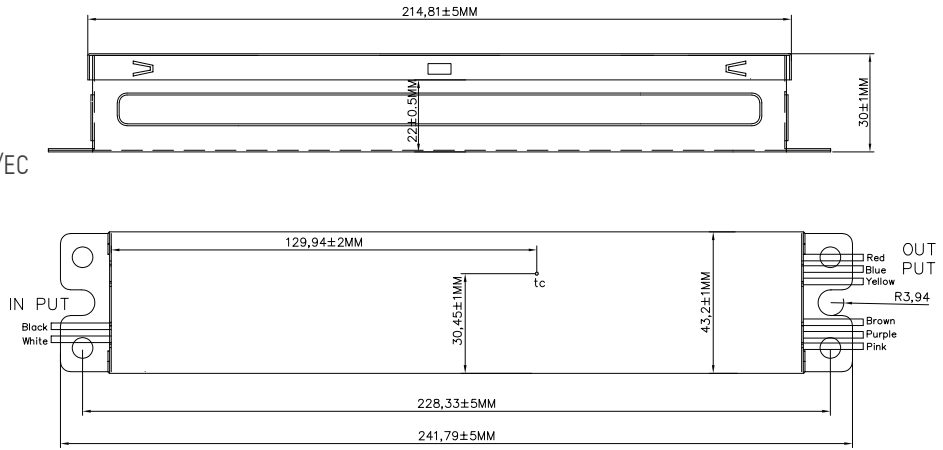
All material to be ROHs compliant to Directive 2002/95/EC

Wires to be Stranded with UL approval

Input: Black & White: 260mm , 18AWG

Output: Red & Blue: 300mm , 18AWG

Dimming: Purple & Pink:260mm , 18AWG



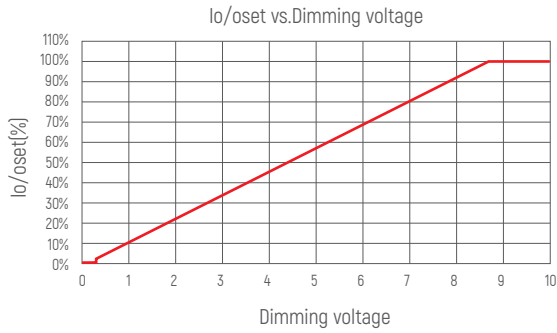
Physical Parameters

Overall Length(L): 9.5 "±0.1"	Standards	Safety
Width(W): 1.7 "±0.1"	UL8750	NO PCB'S
Height(H): 1.2 "±0.1"	IEC61000-3-2	UL 1310
Mounting(L): 9.0 "±0.1"	FCC Part 15 Class A	Sound Rated: A

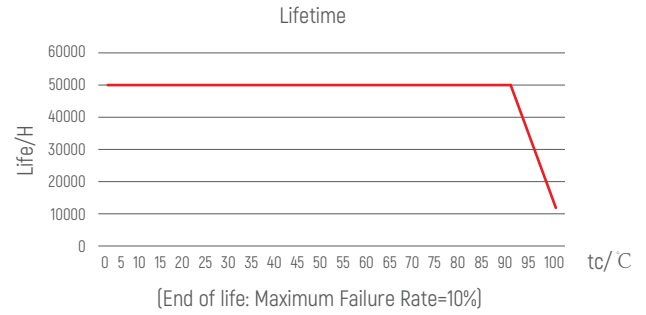
Dimming

Parameter	Min	Typ.	Max.
Vdim Sourcing Current	90uA	100uA	110uA
0-10V Dimming Range	0% (Vdim≤0.3V)	Linear	100% (Vdim=8.7V)

Dimming Curve



Lifetime vs. Case Temperature



Cautions

- 1.This product should be installed by qualified personnel.
- 2.This product is non waterproof, need to avoid sun and rain.In case of outdoor use, please ensure it is mounted in a water proof enclosure.
- 3.Good heat dissipation conditions extend product life. Please install the product in a well-ventilated environment.
- 4.Please make sure LED power supply output voltage, current is used to meet the product requirements.
- 5.Please ensure that adequate sized cable is used from the controller to the LED lights to carry the current. Please also ensure that the cable is secured tightly in the connector.
- 6.In case of malfunction, do not repair it yourself.

※ The contents of this manual are updated without prior notice. If the function of the product you are using is inconsistent with the instructions, the function of the product shall prevail.Please contact us if you have any questions .